

CASTOR® + R



LUCAS
CASTOR 60R

Feeder - Straw bedder

Self-loading rear door
Wrapped silage with long strands

LUCAS 

FEEDING FOR THE FUTURE !



Choose your machine in the more complete range of the market, and benefit from the experience of a leader !

The experience in the straw- bedding's and feeding's service !

Thanks to an experience of 15 years, the Castor®+ range adapt to your farm :
2 kinds of beater bars for your feeds, and 6 volumes according to the size of your herd.

All our machines have been designed to reach an optimal production in a minimum of time :

- Easier loading
- Fast and efficient cutting and shredding
- Feed all sorts of forage
- Spread straw simply and comfortably
- Quality feed

**This optimization
will allow you, breeder,
to save time !**

**LUCAS.G :
INVENTOR OF THE
UNIVERSAL CHUTE**



Polyfeed® 12 - 12 m³



Castor®+ 80 - 8 m³



Castor®+ 60 - 6 m³

CASTOR®+ R

Feeder - Straw bedder
Self-loading rear door



Castor®+ 180 - 18 m³



Castor®+ 20 - 2 m³



Castor®+ 30 - 3 m³




Couple your machine and drive easily !



**Réception
DRIRE**
Drive an approved
machine !


Choose the coupling corresponding to your machine and to your needs !

Articulated coupling



Adjustable, it adapts to all machines and allows **manoeuvrability** and **comfort by driving**. Follows completely the tractor.

Fixed coupling



Adjustable jib in 3 positions.

Hydraulic stand



To stabilize your machine, on fixed coupling.

3 points coupling



Only for Castor®+ 20 (mounted machine).

Start and drive your Castor®+ R

Comfort control



**LUCAS.G
PATENT**

You can reach all functions with 3 fingers.
Drive instinctively and supervise your work.

Intuitive electric control




One button for one function.
The **simplicity** in the control's service.
Except for Castor®+180 and Polyfeed®12.

Manual control




Economy in control's service.
Castor®+180 and Polyfeed®12.

Multifunctions display



Controls adapted to your expectations !



CASTOR®+ R

Feeder - Straw bedder
Self-loading rear door

A complete range from 2 to 18 m³

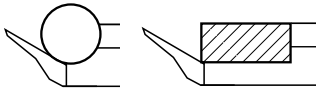
However your quantity of fibers is,
you will find the suitable volume for you !

Castor®+ 20



The Castor®+ power available for mounted model !

A 2 m³ machine
equipped with a Castor®+ beater-bar

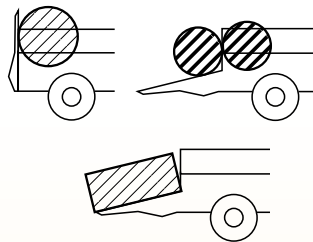


Castor®+ 30 R



The best-seller of feeders - straw bedders !

A 3 m³ machine
equipped with a Castor®+ beater-bar



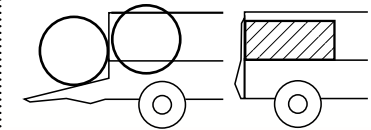
Castor®+ 60 R



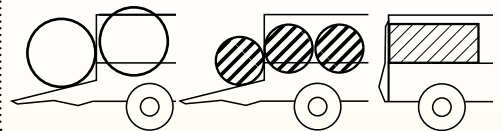
2 models for different needs :

available with only one chain-bed or with
2 independent chain-beds «twin».
A 6 m³ machine
equipped with a Castor®+ beater-bar

Castor®+ 60



Castor®+ 60 Twin




Castor®+ 80 R



The new volume of the Castor+ range !

A 8 m³ machine
equipped with 2 Castor®+ beater-bars

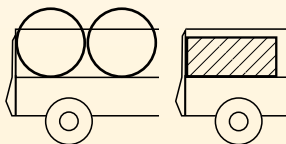


Polyfeed® 12



15 years experience in straw-bedding's service !

A 12 m³ machine for wrapped silage with short
strands
equipped with 3 Polyfeed® beater-bars



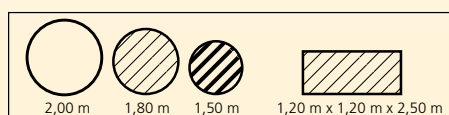
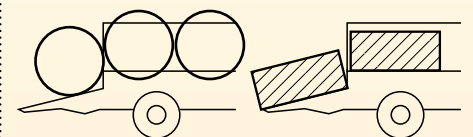
Castor®+ 180 R, Polyfeed® System



A big model for big feeds !

A 18 m³ machine
equipped with either 3 Castor®+ beater bars, or
3 Polyfeed® beater bars

Ideal for important work of straw-bedding !





Load your foods



The doors

Self-loading rear door



Choose a door suitable to your fodder.
Self-loading rear door 600 kg or 1200 kg.

Reliable and strong.
 It is equipped with a roll bar that enables a easier loading of the bales

Manual door



Only for Castor®+180
 and Polyfeed® 12.

Lifting rear door



For Castor®+ 180.

Benefit from equipments, to make your loading easier

Mixing hopper




For adding your dry foods, we
 propose a mixing hopper 500 L
 Available for Castor+ 60 and 30

Second control station for self-loading rear door



Available for Castor®+ 80, 60 and 30.
 In series for Castor+ 180 and Polyfeed with self-loading rear door



CASTOR®+ R


Feeder - Straw bedder
Self-loading rear door

For shredding your bales

2 kinds of beater bars suitable to your needs :

Castor®+ beater-bars

For wrapped silage with long strands



Beater-bars for wrapped silage bales with **long strands**.
Fast and strong shredding of your fibers !

Polyfeed® beater-bars

Special for short strands



Beater-bars for the **short strands**.
You do not have long strands, reach an unequalled performance in straw-bedding ! Available for Castor®+ 180. Standard for Polyfeed® 12.



For an optimized and fast shredding, our beater bars are equipped with :

V shaped knives



LUCAS.G
PATENT



They cut wrapped silage and strands.
Their action is aggressive and efficient for **saving time** and for an **optimal shredding**.

Regulating hydraulic comb



You can **regulate the shredding** according to the material and from the tractor cab. It keeps the beater bar aggressive.
It guarantees like that a **better output** and then a more **efficient and faster shredding**.
Available for CASTOR®+ machine.

The chain-bed : to carry the foods up to the beater bars

Chain-bed



Forward or reverse running.

Splittable bars



The bars of the bed-chain can be dismantled easily ! They are not welded, but bolted and made in heavy steel tensile strength.

Bed-chain tensioner



To adjust your chain-bed rapidly and simply from the outside your machine.

Twin chain-bed



Only for Castor®+ 60
2 chain-beds which can run independently or simultaneously.

Advantages :

- To load 3 round bales ; The first bale is in contact with the beater-bar, when the two other bales do not move and do not press on the bale being shredded.
- To load 2 cubic bales of straw : the front chain-bed is carrying the bale up to the beater-bar, while the second chain-bed is stopping. The back chain-bed will be started when the driver decides to spread straw with the second bale.
- To exert less stress on the chain-bed because only the half of the useful load is moving.



Feed your foods

Choice of the chute for feeding



In order to answer your requirements we have developed two kinds of chute :

- Right lateral chute



A regular feeding.
Straw spreading till 18 meters.

- Universal chute



Fluid and regular output, controlled from your tractor.
Swivelling 270°.

- Scraper cut-off plate



Regular feeding and no more stuffing problems !

LUCAS.G
PATENT

You can choose two ways of feeding :

- Direct feeding




The foods are directly laid on the ground.

- Feeding via the slide



The foods slide, and are then laid on the ground.



CASTOR®+ R

Feeder - Straw bedder
Self-loading rear door

Spread straw your farm

You can spread straw 270°



Straw-spreading up to 15 m with universal chute or 18 m with right lateral chute.
Fluid and regular straw-bedding !

Dimensions of the models

Castor®+ 20



l : 2,77 m - L : 1,86 m - H : 2,38 m

Castor®+ 30



l : 3,77 m - L : 1,98 m - H : 2,43 m

Castor®+ 60



l : 5,41 m - L : 2,12 m - H : 2,46 m

Castor®+ 80



l : 5,97 m - L : 2,88 m - H : 2,51 m

Polyfeed®12



l : 6,80 m - L : 2,65 m - H : 2,70 m

Castor®+ 180/Polyfeed® System



l : 7,77 m - L : 2,40 m - H : 2,82 m



Our Castor+ machines in action

Loading



Feeding




Straw-bedding



Castor[®]+ R performance

			Castor [®] +180 Polyfeed [®] 180	Polyfeed [®] 12	Castor [®] + 80	Castor [®] + 60	Castor [®] + 60 Twin	Castor [®] + 30	Castor [®] + 20
Feeding or straw-bedding	Capacity of bales loading	Round bale or straw Ø 2 m maxi	2 + 1 on R door	2	1 + 1 on R door	1 + 1 on R door	2 Ø 2 m or 2 Ø 1,5 1 + 1 on R door	1 Ø 1,8 or 1 Ø 1,5 1 + 1 on R door	1
		Cubic bale hay or straw 1,2 x 0,9 x 2,5 m	2 + 1 on R door	2	1	1	2	1	1
		Square bales hay or straw 1,2 x 1,2 x 2,5 m	1 + 1 on R door	1	1	1	1	1	1
		Round bale wrapped silage Ø 1,5 x 1,2 m	1 + 1 on R door	1 short strand < 30 cm	2 + 1 on R door	1 + 1 on R door	2 + 1 on R door	1 + 1 on R door	1
		Cubic bale wrapped silage 1,2 x 0,9 x 2 m	1 + 1 on R door	1 short strand < 30 cm	1 + 1 on R door	1	2	1	1
		Straw-spreading length	Straw - Hay	18 m	18 m	15 m	15 m	15 m	15 m
Time	Product in bale Loose food (dry food 30 or 35%)	Feeding or straw-spreading between 2 and 7 minutes maxi for a bale, according to material and packaging							



CASTOR[®]+ R

Feeder - Straw bedder
Self-loading rear door

Your dealer accompanies you

Your dealer, as a LUCAS partner, is staying at your disposal to help you by using your machine and for its maintenance. If necessary, the Lucas technicians intervene for your machine. Do not hesitate to contact them for :

Your filters



- Maintain your filters. Make one change per year

Your bed-chain



- Maintain your bed-chain
For more efficiency, think to tighten it regularly !
The splittable bars of the bed-chain can be dismantled easily !

For an optimal service of spare parts, we work with a stock :
For 95 % of the orders, the parts are dispatched at the latest the day following their receipt

Your knives



- Maintain your knives for a good cutting !
For a good functioning of the machine,
replace the knives as soon as necessary.



Give a new youthful to your machine !

Your LUCAS approved dealer is staying at
your disposal for renovating the machine
before reselling it

Demonstrations

You are interested and want to see a machine working ?
Do not hesitate to contact us



Please contact :

- your LUCAS dealer
- directly the firm LUCAS
- by mail commercial.france@Lucasg.fr
- or by phone **00 33 251654136**

CASTOR®+ R

Feeder - Straw bedder Self-loading rear door

SPECIFICATIONS

		Castor®+180 Polyfeed® 180	Polyfeed® 12	Castor®+80	Castor®+60 Castor®+60 Twin	Castor®+ 30	Castor®+ 20	
CAPACITIES	Tub volume (m³)	17,5	12	7,4	6	3,2	NC	
	Loading capacity (m³)	16	10,5	6,7	5,5	2,75	NC	
	Inside length (m)	closed door	4,9	3,83	3,65	3,08	1,45	1,08
		open door	6,9	5,63	4,72	4,43	2,8	2,85
	Bales for loading	Round / «biggs»	Ø 1,8 x 1,2 m / L 2,8 x 1,2 x 1,2 m	Ø1,8 / L 2,8 m	Ø 1,8 / L 2,8 m	Ø 1,8 / L 2,8 m	Ø 1,8 / L 2,8 m	Ø 1,8 x 1,2 m / L 2,8 x 1,2 x 1,2 m
		Square	1,2 x 1,2 x 2,5 m	1,2 x 1,2 x 2,5 m	1,2 x 1,2 x 2,5 m	1,2 x 1,2 x 2,5 m	1,2 x 1,2 x 2,5 m	1,2 x 1,2 x 2,5 m
	Unladen weight (kg)		4500	3460	3040	2620	1970	1600
Useful load (T)		7,1	5	4,4	2,8	2,3	0,7	
Axle / square of		square of 90	square of 80	square of 70	square of 60	square of 60		
DIMENSIONS	Overall length (m)	7,7/9,55	6,8	5,97/7,55	5,41	3,77	2,77/4,25	
	Overall height (m)	Right lateral chute	2,88	2,7	2,25	2,11	2,07	
		Universal chute	2,88	2,7	2,88	2,46	2,43	2,38
	Overall width (m)	Right lateral chute	2,45	2,48/3,24	2,5	2,27	2,21	
		Universal chute	2,4		2,3	2,12	1,98	1,86
	Distribution height (m)	Right lateral chute	0,9	1,4	1,01	0,97	0,97	
		Universal chute	1,4		1,3	1,5	1,5	NC
	Straw-spreading height (m)	Right lateral chute	1,9	1,9	1,88	1,6	1,6	
		Universal chute	3,2		NC	2,5	2,5	2,5
	Straw-spreading length (m)	Right lateral chute	18	18	18	18	18	
	Universal chute	15		15	15	15	15/18 (depending on environment)	
TRACTOR	Oil flow rate (L/min)	15-45	15-45	15-45	15-45 (30-45 if mixing hopper)	15-45 (30-45 if mixing hopper)	30-60	
	Tractor power (HP)	80	65	70	65	65	65	
	Operating pressure (bars)	160/200	160/200	160/200	160/200	160/200	160/200	
EQUIPMENTS	Comfort control	•	•	✓	✓	✓	✓	
	Intuitive control	-	-	•	•	•	•	
	Manual control	✓	✓	-	-	-	-	
	Two-speeds gearbox	✓	✓	✓	✓	✓	✓	
	2 nd control station	-	-	•	•	•	•	
	Articulated coupling	-	-	✓	✓	✓	-	
	Fixed coupling	✓	✓	•	•	•	-	
	3 points coupling	-	-	-	-	-	✓	
	Hydraulic stand	✓	-	•	•	•	-	
	Electric clutch	•	-	•	•	•	-	
	Mixing hopper 500 L	-	-	-	•	•	-	
	Universal chute	•	-	•	•	•	✓	
	Right lateral chute	✓	✓	✓	✓	✓	-	
	Chute lengthen	-	-	•	•	•	•	
	Beater-bar Castor®+	Beater-bar at your choice	-	✓	✓	✓	✓	
	Beater-bar Polyfeed®		✓	-	-	-	-	
	Regulating hydraulic comb	•	-	✓	✓	✓	✓	
	Regulated bed-chain	✓	✓	✓	✓	✓	✓	
Bed-chain Twin	-	-	-	•	•	-		
Self-loading rear door 600 kg or 650 kg	-	-	✓	✓	✓	✓		
Self-loading rear door 1200 kg	-	-	•	•	•	-		
Lifting rear door	•	-	-	-	-	-		
Hydraulic rear door not for loading	-	-	-	-	-	-		

✓ For all models • Option - Unavailable



These machines complies with the safety norms.



Distributed by :

Siège Social : 22 rue du stade - BP 9 - 85130 La Verrie - France - Tél. : +33 (0)2 51 65 41 36 - Fax : +33 (0)2 51 65 41 51
E-mail : lucasg@lucasg.fr - E-mail commercial : commercial@lucasg.fr - web : www.lucasg.com

S.A.S. au capital de 1 000 000 € - RCS LA ROCHE SUR YON B 547 150 730 - SIRET 547 150 730 00026 - Code NAF 2830 Z
Code TVA intra communautaire FR 63 547 150 730